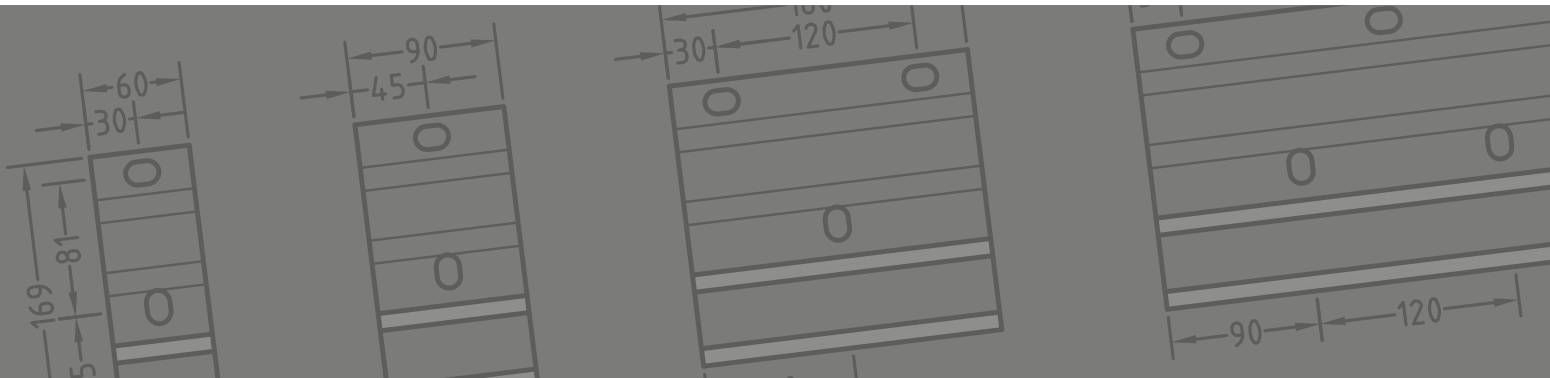


Rolladen O. & M. Schröder OHG  
Friederikastraße 12  
44789 Bochum  
Deutschland  
Telefon: +49 (0)234 301077  
Telefax: +49(0)234 331682  
E-Mail: [info@rollladen-schroeder.de](mailto:info@rollladen-schroeder.de)  
Internet: [www.rollladen-schroeder.de](http://www.rollladen-schroeder.de)

Konsolentypen, Konsolenzahl | *Installation: bracket types, number of brackets*

# Befestigung



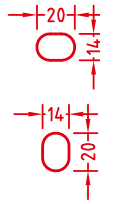
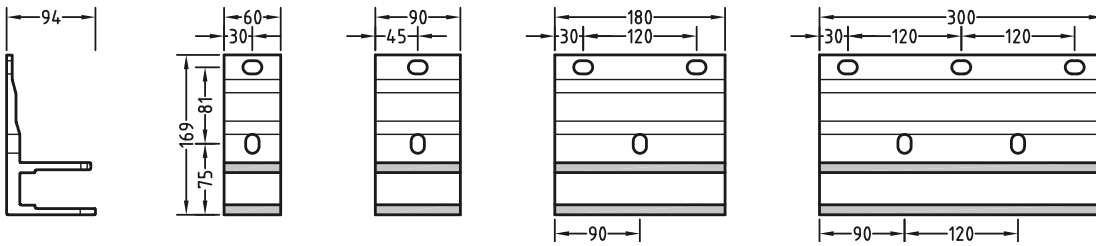
## Economy-/ Family-Wandkonsolen / wall brackets

Typ/Breite (mm)      60                      90                      180                      300

Type/width (mm)

Lochmaße

Hole dimensions



**Wandkonsole**, bepulvert in Gestellfarbe (bei Silber immer RAL 9006)

**Wall bracket**, powder coated in frame colour (in silver always RAL 9006)

## Economy-/ Family-Universalkonsolen / universal brackets

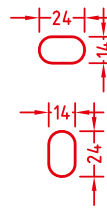
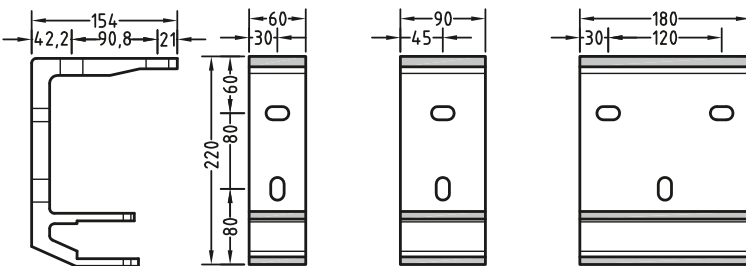
Typ/Breite (mm)      60                      90                      180

Type/width (mm)

für Economy Typ Regendach  
oder Deckenmontage  
for Economy Rain cover type  
or ceiling mounting

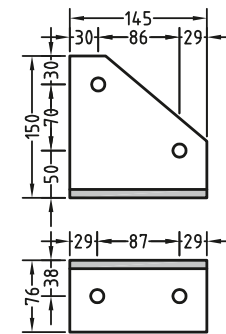
Universalkonsole für Family, Economy

Universal bracket for Family, Economy



## Economy-Dachsparrenhalter / rafter brackets

für Universalkonsole, Ausführung in Stahl  
for Universal bracket, steel



**Universalkonsole**, bepulvert in Gestellfarbe  
(bei Silber immer RAL 9006)

**Universal bracket**, powder coated in frame colour  
(in silver always RAL 9006)

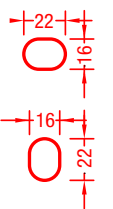
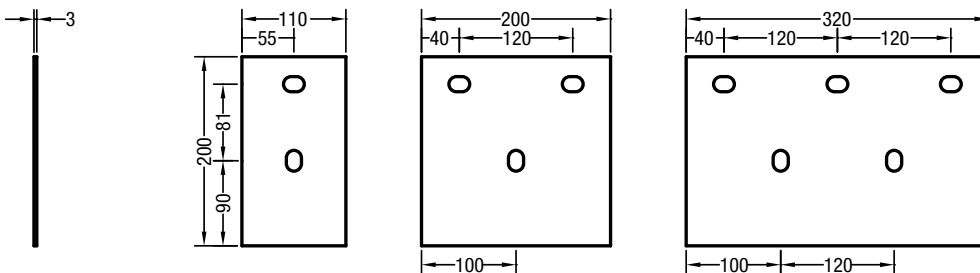
Stahl, verzinkt, pulverbeschichtet,  
Farbe Silber RAL 9006 oder Weiss RAL 9016

Steel, galvanized, powder coated  
Colour silver RAL 9006 or white RAL 9016

## Economy-/ Family-Dübelabdeckung (Thermax) / wall plug cover (Thermax)

Typ/Breite (mm)      110                      200                      320

Type/width (mm)



**Dübelabdeckung**, bepulvert in Gestellfarbe (bei Silber immer RAL 9006)

**Wall plug cover**, powder coated in frame colour (in silver always RAL 9006)

# Befestigung / Installation

## Trentino Mini-Wandkonsolen / wall brackets

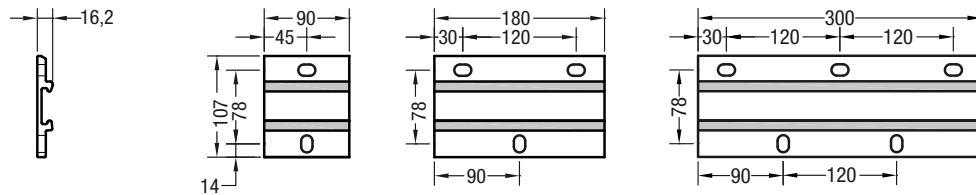
Typ/Breite (mm)

90

180

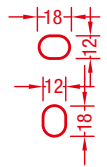
300

Type/width (mm)



Lochmaße

Hole dimensions



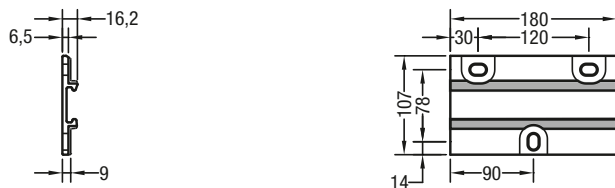
Wandkonsole, bepulvert in Gestellfarbe (bei silber immer RAL 9006)

Wall bracket, powder coated in frame colour (in silver always RAL 9006)

## Trentino Mini-Wandkonsole mit Dübelabdeckung (Thermax) / wall bracket with wall plug cover (Thermax)

Typ/Breite (mm)

180



Wandkonsole mit Dübelabdeckung, bepulvert in Gestellfarbe (bei silber immer RAL 9006)

Wall bracket with wall plug cover, powder coated in frame colour (in silver always RAL 9006)

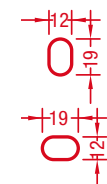
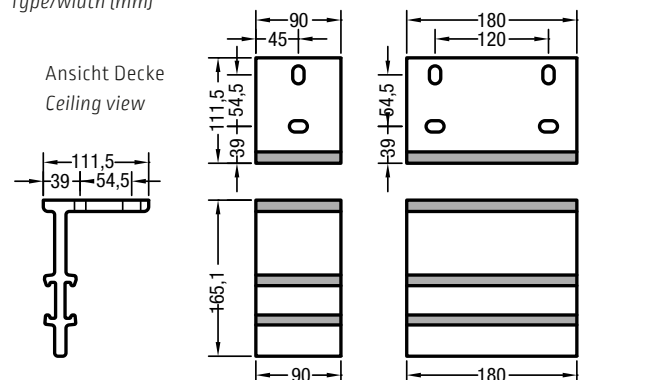
## Trentino Mini-Deckenwinkel / ceiling angle bracket

Typ / Breite (mm)

90

180

Type/width (mm)



Deckenwinkel inkl. Verbindungsschrauben für Wand / Decke, bepulvert in Gestellfarbe (bei silber immer RAL 9006)

Ceiling angle bracket including connector screws for wall/ceiling, powder coated in frame colour (in silver always RAL 9006)

## Trentino-Wandkonsolen (verstellbar) / wall brackets (adjustable)

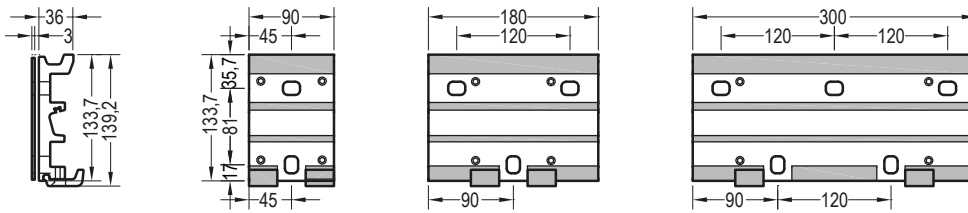
Typ/Breite (mm)

90

180

300

Type/width (mm)



**Lochmaße**  
Hole dimensions



Wandkonsole, bepulvert in Gestellfarbe (bei Silber immer RAL 9006)

Wall bracket, powder coated in frame colour (in silver always RAL 9006)

## Trentino-/ Toscana Mini-Dübelabdeckung (Thermax) / wall plug cover (Thermax)

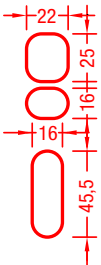
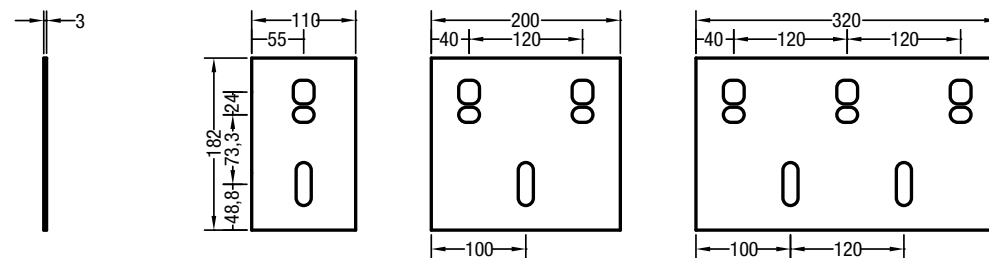
Typ/Breite (mm)

110

200

320

Type/width (mm)



Dübelabdeckung, bepulvert in Gestellfarbe (bei Silber immer RAL 9006)

Wall plug cover, powder coated in frame colour (in silver always RAL 9006)

## Toscana Mini-Konsolen / brackets

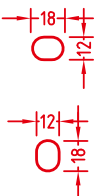
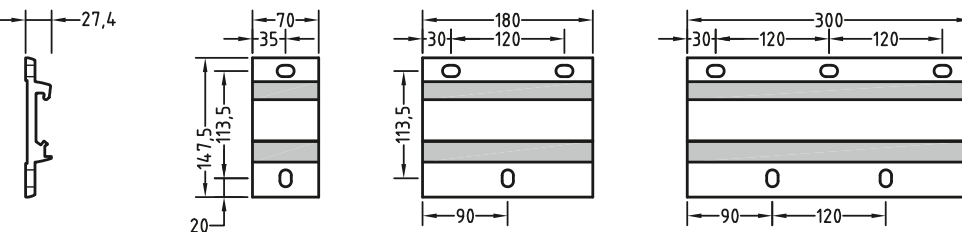
Typ/Breite (mm)

70

180

300

Type/width (mm)

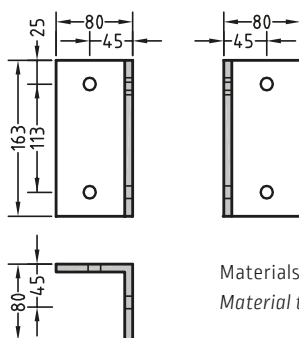


Wand- und Deckenkonsolle, bepulvert in Gestellfarbe (bei Silber immer RAL 9006)

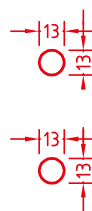
Wall and ceiling bracket, powder coated in frame colour (in silver always RAL 9006)

## Toscana Mini-Nischenwinkel

/ recess angle bracket

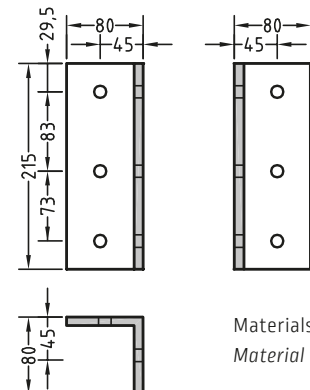


Materialstärke: 8 mm  
Material thickness: 8 mm



## Toscana-Nischenwinkel

/ recess angle bracket



Materialstärke: 8 mm  
Material thickness: 8 mm



Nischenwinkel, bepulvert in Gestellfarbe (bei Silber immer RAL 9006) / Recess angle bracket, powder coated in frame colour (in silver always RAL 9006)

# Befestigung / Installation

## Toscana-Konsolen

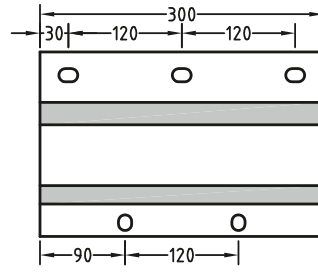
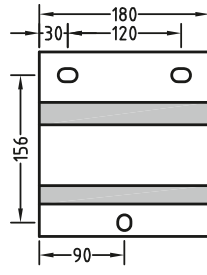
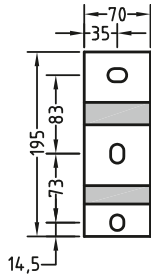
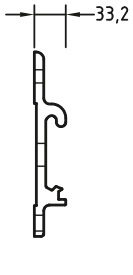
Typ/Breite (mm)

70

180

300

Type/width (mm)



Lochmaße

Hole dimensions



**Wand- und Deckenkonsole**, bepulvert in Gestellfarbe (bei Silber immer RAL 9006)

*Wall and ceiling bracket*, powder coated in frame colour (in silver always RAL 9006)

## Toscana Grande-Konsolen / brackets

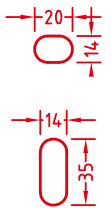
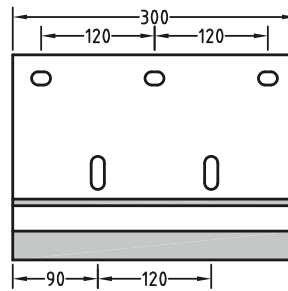
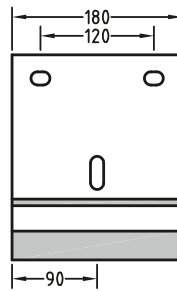
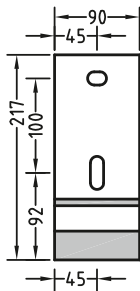
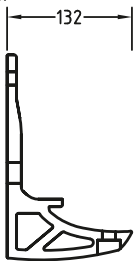
Typ/Breite (mm)

90

180

300

Type/width (mm)



**Wandkonsolle** inkl. Gehäusehalter am Gehäuse, bepulvert in Gestellfarbe (bei Silber immer RAL 9006)

*Wall bracket*, incl. case mount at the cassette, powder coated in frame colour (in silver always RAL 9006)

**Innenbefestigung + Gehäusehalter** für 3. Konsole [extra]

*Internal mounting + casing bracket* for 3rd bracket [extra]

## Toscana / Toscana Grande-Dübelabdeckung (Thermax) / wall plug cover (Thermax)

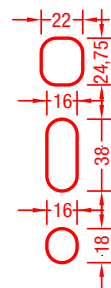
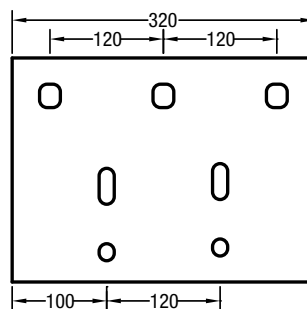
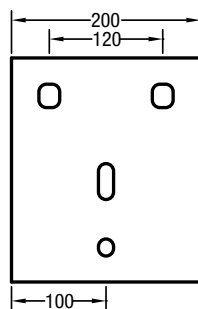
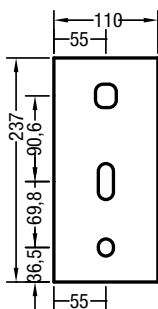
Typ/Breite (mm)

110

200

320

Type/width (mm)



**Dübelabdeckung**, bepulvert in Gestellfarbe (bei Silber immer RAL 9006) / *Wall plug cover*, powder coated in frame colour (in silver always RAL 9006)

## Montageplatte (für 90er Konsolen außer Trentino Mini) / Mounting plate (for 90 brackets except Trentino Mini)

Typ/Breite (mm)

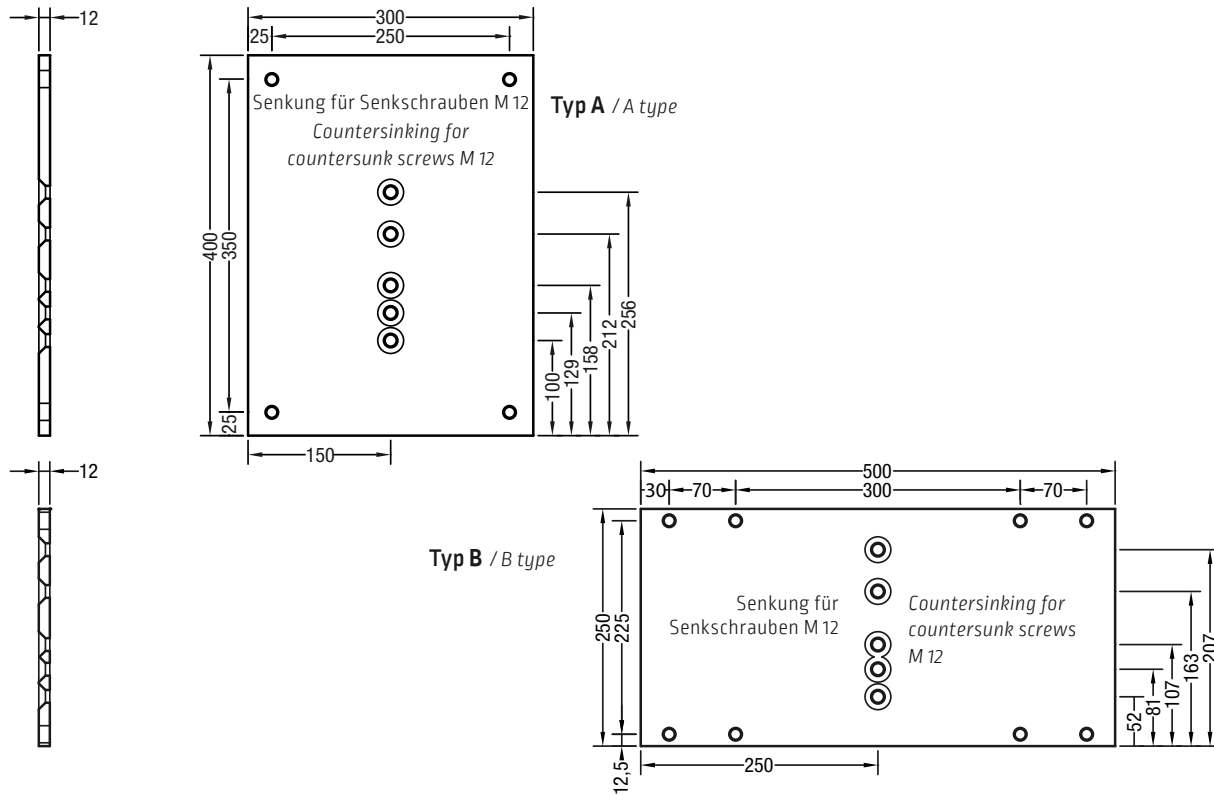
**A 300**

**B 500**

Type/width (mm)

**Lochmaße**

Hole dimensions



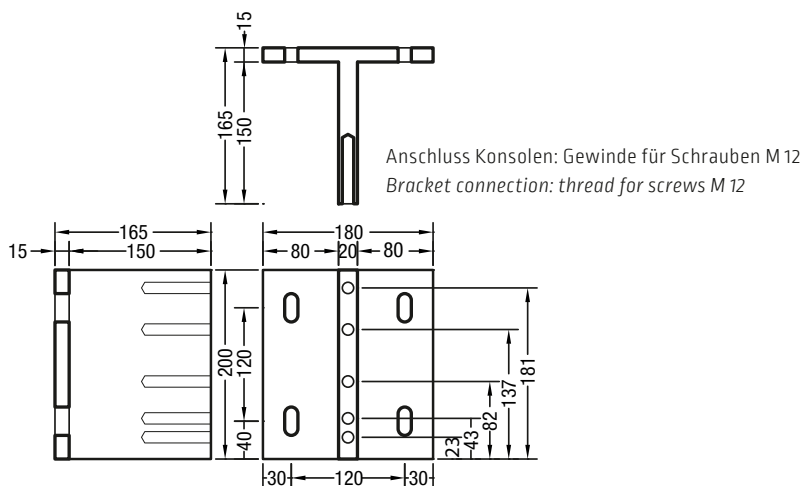
**Montageplatte**, bepulvert in Gestellfarbe (bei silber immer RAL 9006) / **Mounting plate**, powder coated in frame colour (in silver always RAL 9006)

## Abstand-Montageplatte (für 90er Konsolen außer Trentino Mini) / Spacer mounting plate (for 90 brackets except Trentino Mini)

Typ/Abstand (mm)

**165**

Type/width (mm)



**Abstand-Montageplatte**, bepulvert in Gestellfarbe (bei silber immer RAL 9006)

**Spacer mounting plate**, powder coated in frame colour (in silver always RAL 9006)

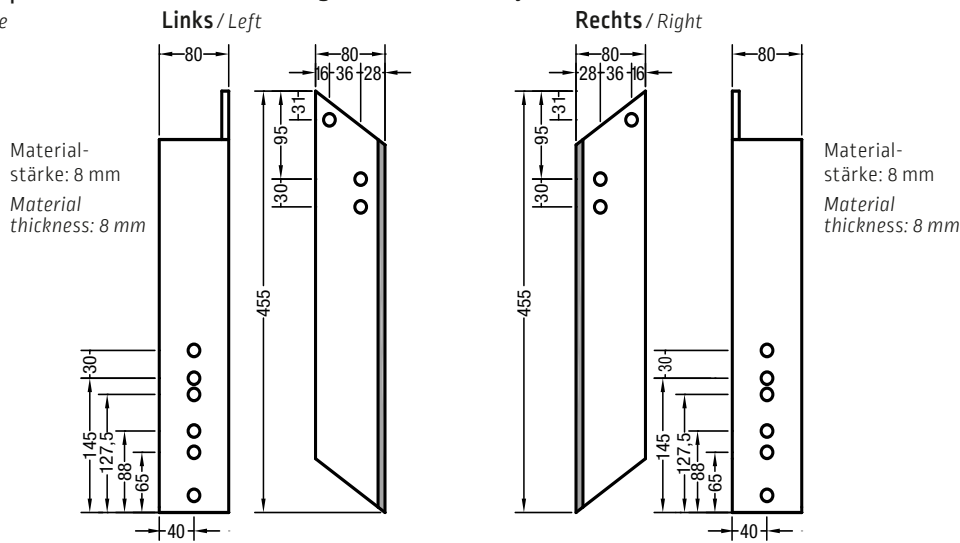
# Befestigung / Installation

## Dachsparrenhalter Ausführung in Aluminium / Rafter brackets – aluminium

Typ / Type

**Lochmaße**

Hole dimensions



**Dachsparrenhalter**, lange Ausführung, inkl. Verbindungsschrauben, bepulvert in Gestellfarbe (bei Silber immer RAL 9006)

**Rafter bracket**, long version, including connector screws, powder coated in frame colour (in silver always RAL 9006)

## Montageplatten für Dachsparrenhalter

/ Mounting plate for rafter bracket

**Für alle Gelenkarmmarkisen / For all folding arm awnings**

**Unterlegplatten** für Wandkonsole, Kunststoff, weiß:

/ Spacers for wall brackets, plastic, white:

60er für Economy, 10 mm stark  
/ 60 mm for Economy, 10 mm thick

70er für Toscana, 10/20 mm stark  
/ 70 mm for Toscana, 10/20 mm thick

90er für entspr. Modelle, 10/20 mm stark  
/ 90 mm for appropriate models 10/20 mm thick

**Unterlegkeil**, Kunststoff

/ Wedge, plastic

**Ausgleichsplättchen**, Kunststoff, 1 mm/3 mm

/ Shim, plastic, 1 mm/3 mm

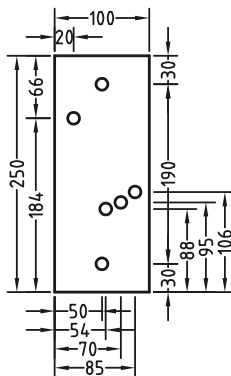
**Distanzrohr**, Kunststoff, Ø 48 mm außen,

Ø 18 mm innen, Stecksystem 10/50/100 mm

/ Spacer tube, plastic, Ø 48 mm outside,

Ø 18 mm inside, plug system 10 / 50 / 100 mm

Materialstärke: 8 mm  
Material thickness: 8 mm



**Montageplatte**, bepulvert in Gestellfarbe (bei Silber immer RAL 9006)

**Mounting plate**, powder coated in frame colour (in silver always RAL 9006)

## Deckenwinkel / Ceiling angle bracket

Typ / Breite (mm)

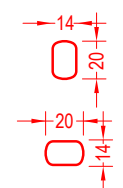
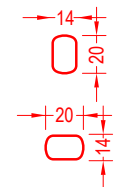
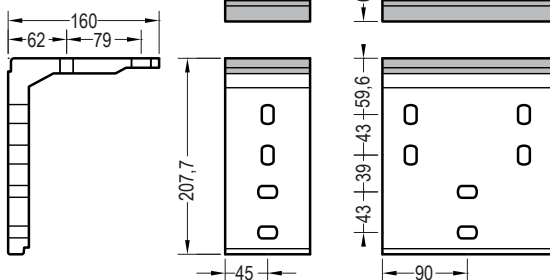
90 180

Type/width (mm)

**Lochmaße**

Hole dimensions

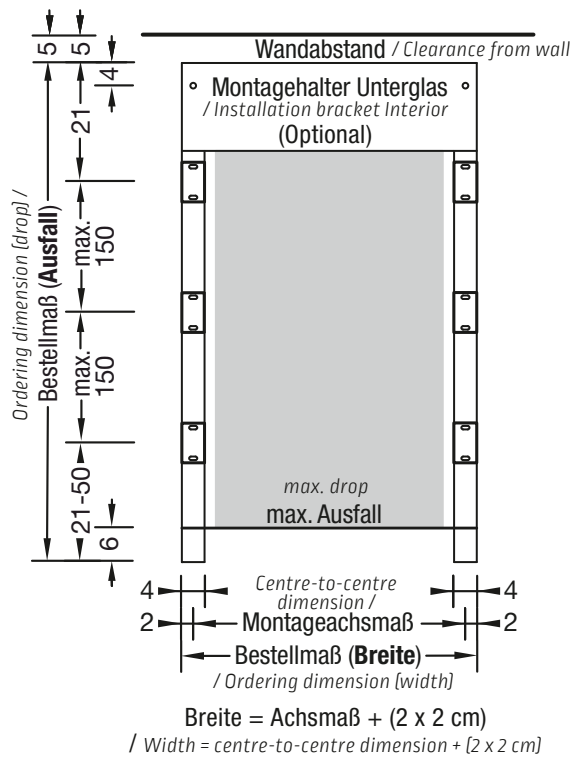
Ansicht Decke  
Ceiling view



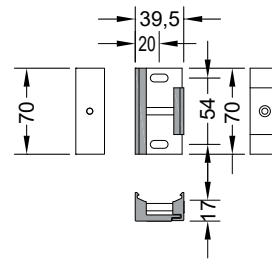
**Deckenwinkel** inkl. Verbindungsschrauben für Wand / Decke, bepulvert in Gestellfarbe (bei Silber immer RAL 9006)

**Ceiling angle bracket**, including connector screws for wall / ceiling, powder coated in frame colour (in silver always RAL 9006)

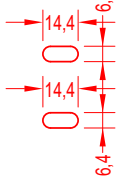
## Ancona Bestellmaße in cm / ordering dimensions in cm



## Schienehalter / Rail holder



### Lochmaße Hole dimensions



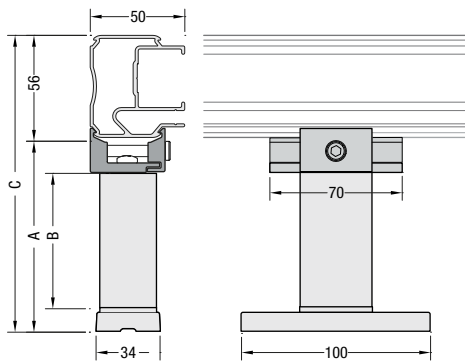
## Anzahl Befestigungen / Number of attachments

| Breite /<br>Width<br>[cm] | Ausfall / Drop<br>[cm] |     |     |     |     |     |   |
|---------------------------|------------------------|-----|-----|-----|-----|-----|---|
| 150                       | 200                    | 250 | 300 | 350 | 400 | 450 |   |
| up to bis 600             | 4                      | 6   | 6   | 6   | 8   | 8   | 8 |

## Ancona Aufglas-Montage / Roof-mounted

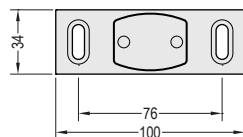
### Montagefuß (Standard 10er für Aufglas)

/ Mounting foot (standard size 10 for roof-mounted)



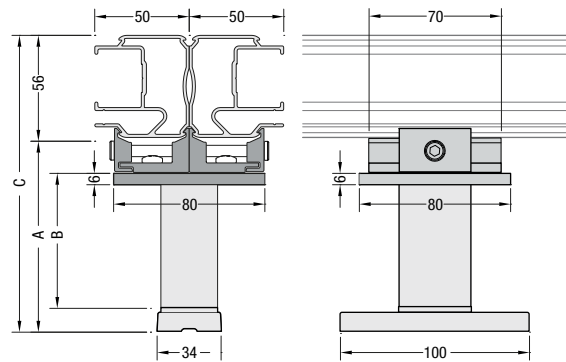
| Montagefuß | 10er | 13er | 18er |
|------------|------|------|------|
| A          | 101  | 126  | 176  |
| B          | 72   | 97   | 147  |
| C          | 157  | 182  | 232  |

Mounting foot



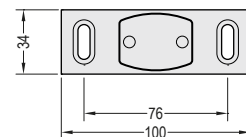
### Doppelaufnahme

/ Double track holder



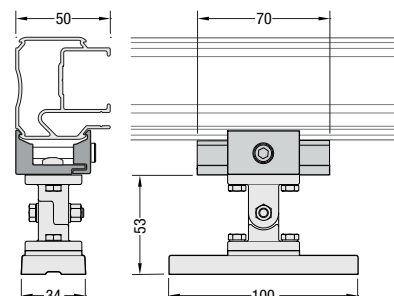
| Doppelaufnahme | 10er | 13er | 18er |
|----------------|------|------|------|
| A              | 101  | 126  | 176  |
| B              | 72   | 97   | 147  |
| C              | 157  | 182  | 232  |

Double track holder



### Gelenk für Montagefuß

/ Joint for mounting base





# Befestigung / Installation

## Ancona Unterglas-Montage / Interior

### Schienenhalter

(Standard)

/ Rail holder  
(standard)

### Montagefuß / Mounting foot

|   | Montagefuß / Mounting foot |      |      |      |    |
|---|----------------------------|------|------|------|----|
|   | 8er                        | 10er | 13er | 18er | VV |
| A | 76                         | 101  | 126  | 176  | 37 |
| B | 40                         | 72   | 97   | 147  | 8  |
| C | 132                        | 157  | 182  | 232  | 93 |

### Druckplatte

für Montage an  
Murano-Glasdach

### Pressure plate

for mounting on  
Murano glass roof

### Druckplatte

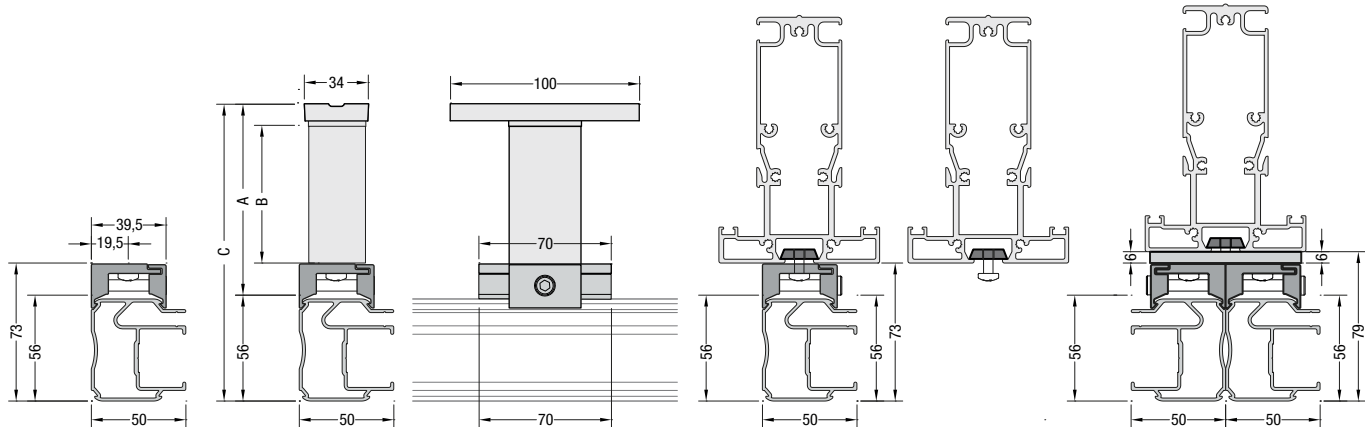
ohne Schienenhalter  
für Montage an  
Murano-Glasdach

**Pressure plate** without  
rail holder for mounting  
on Murano glass roof

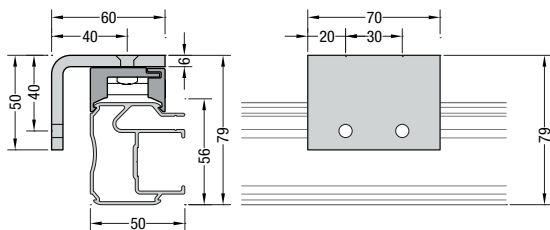
### Doppelaufnahme mit Druckplatte

für Montage an  
Murano-Glasdach

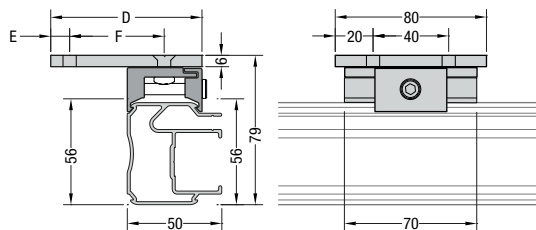
**Twin mounting with pressure  
plate** for mounting on  
Murano glass roof



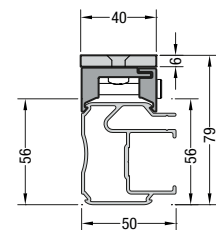
### Seitenbefestigung / Lateral attachment



### Montageverlängerung / Installation extension



### Distanzplatte / Spacer plate



### Montageverlängerung / Installation extension

|   | 8er | 10er |
|---|-----|------|
| D | 80  | 100  |
| E | 20  | 20   |
| F | 40  | 60   |

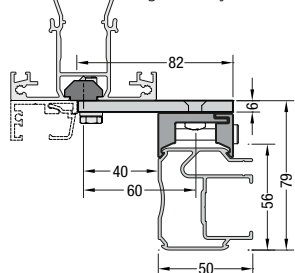
für zweite Führungsschiene  
nennenseite bei Montage mit  
Seitenbefestigung oder  
Montageverlängerung

/ for second guide rail side when  
installing with lateral attach-  
ment or installation extension

### Montageset Seitenverglasung / Lateral glazing assembly set

für die Montage einer Führungsschiene an einem  
Außensparren eines Murano-Glasdachs mit Seiten-  
verglasung.

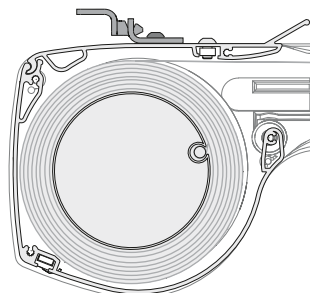
/ for mounting a guide rail on an outer rafter of a Murano  
glass roof with lateral glazing.



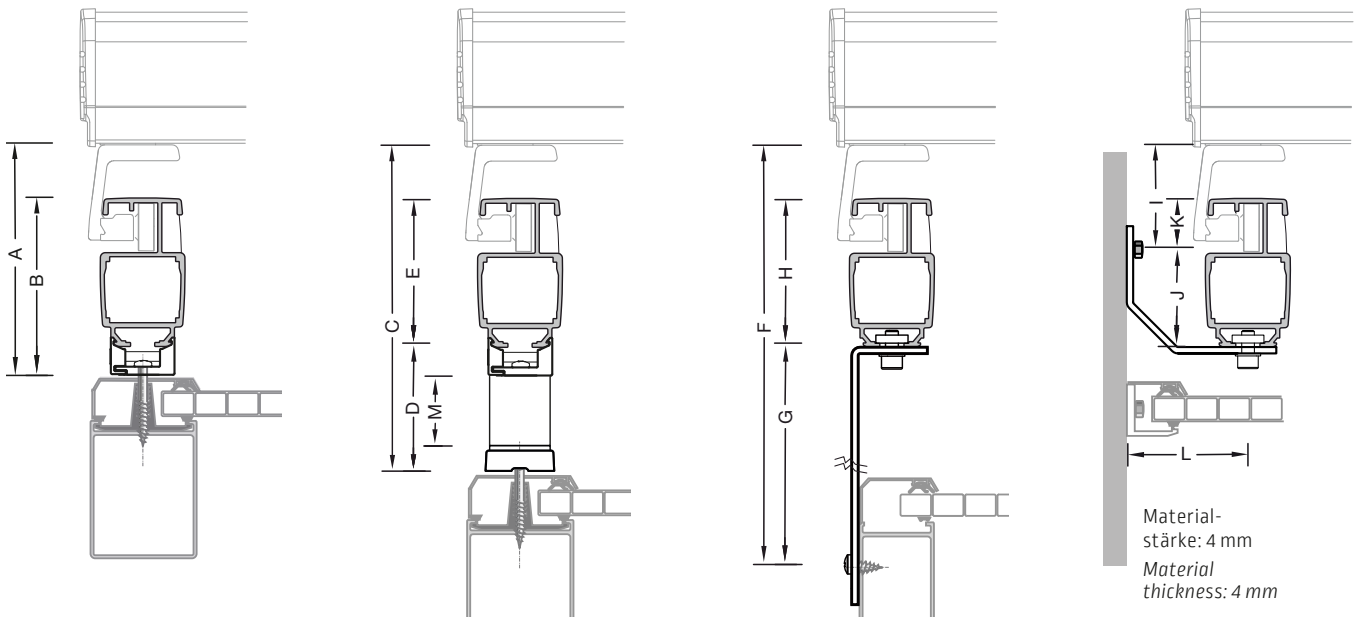
### Montagehalter Unterglas / Interior mounting bracket

Halter an der Oberseite der Kassette als Montagehilfe für eine  
einfache Montage unter einem Glasdach.

/ Bracket on the top of the cassette as a mounting aid for easy mounting  
below a glass roof.



## Capri-Montage / fitting



Materialstärke: 4 mm  
Material thickness: 4 mm

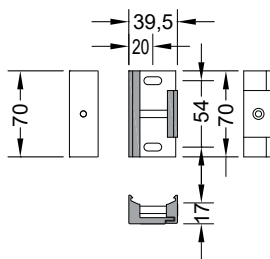
| Schienenhalter / Rail holder |     |
|------------------------------|-----|
| A                            | 137 |
| B                            | 107 |

| Montagefuß / Mounting foot |      |       |       |       |
|----------------------------|------|-------|-------|-------|
|                            | 8 er | 10 er | 13 er | 18 er |
| C                          | 200  | 225   | 250   | 300   |
| D                          | 76   | 101   | 126   | 176   |
| E                          | 92   | 92    | 92    | 92    |
| M                          | 40   | 72    | 97    | 147   |

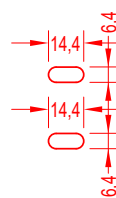
| Seitenbefest. / Lateral attachm. |       |        |        |
|----------------------------------|-------|--------|--------|
|                                  | 47x80 | 47x120 | 47x160 |
| F                                | 170   | 210    | 250    |
| G                                | 52    | 92     | 132    |
| H                                | 92    | 92     | 92     |

| Seitenbefestigung Wand / Lateral attachment wall |    |
|--|----|
| I  | 60 |
| J  | 65 |
| K  | 37 |
| L  | 65 |

## Schienenhalter / Rail holder



### Lochmaße Hole dimensions

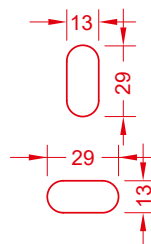
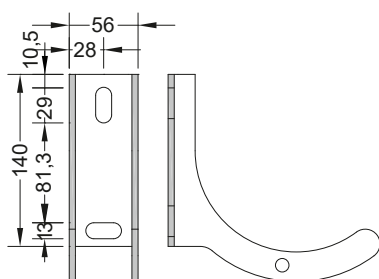


## Anzahl Befestigungen / Number of attachments

| Breite / Width [cm] | Ausfall / Drop [cm] |     |     |     |     |     |     |     |     |     |
|---------------------|---------------------|-----|-----|-----|-----|-----|-----|-----|-----|-----|
|                     | 150                 | 200 | 250 | 300 | 350 | 400 | 450 | 500 | 550 | 600 |
| bis 700             | 4                   | 6   | 6   | 6   | 8   | 8   | 8   | 8   | 10  | 10  |
| ab 701              | 8                   | 12  | 12  | 12  | 16  | 16  | 16  | 16  |     |     |

## Wandhalter

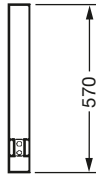
zur Befestigung der Führungsschiene an der Wand  
/ Wall bracket for attaching the guide rail to the wall



# Befestigung / Installation

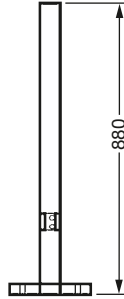
## Micro 700 Wandhalterung/Masten / wall bracket/posts

**Wandhalterung**  
/ Wall bracket

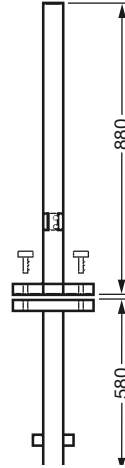


**Masten zum Verschrauben am Boden (ggf. kürzbar)**  
/ Posts for screwing to the base (can be shortened if necessary)

**ohne Bodenkonsole**  
/ without base console



**mit Bodenkonsole**  
/ with base console



**Bodenkonsole**  
/ Base console

**einzel**  
/ single



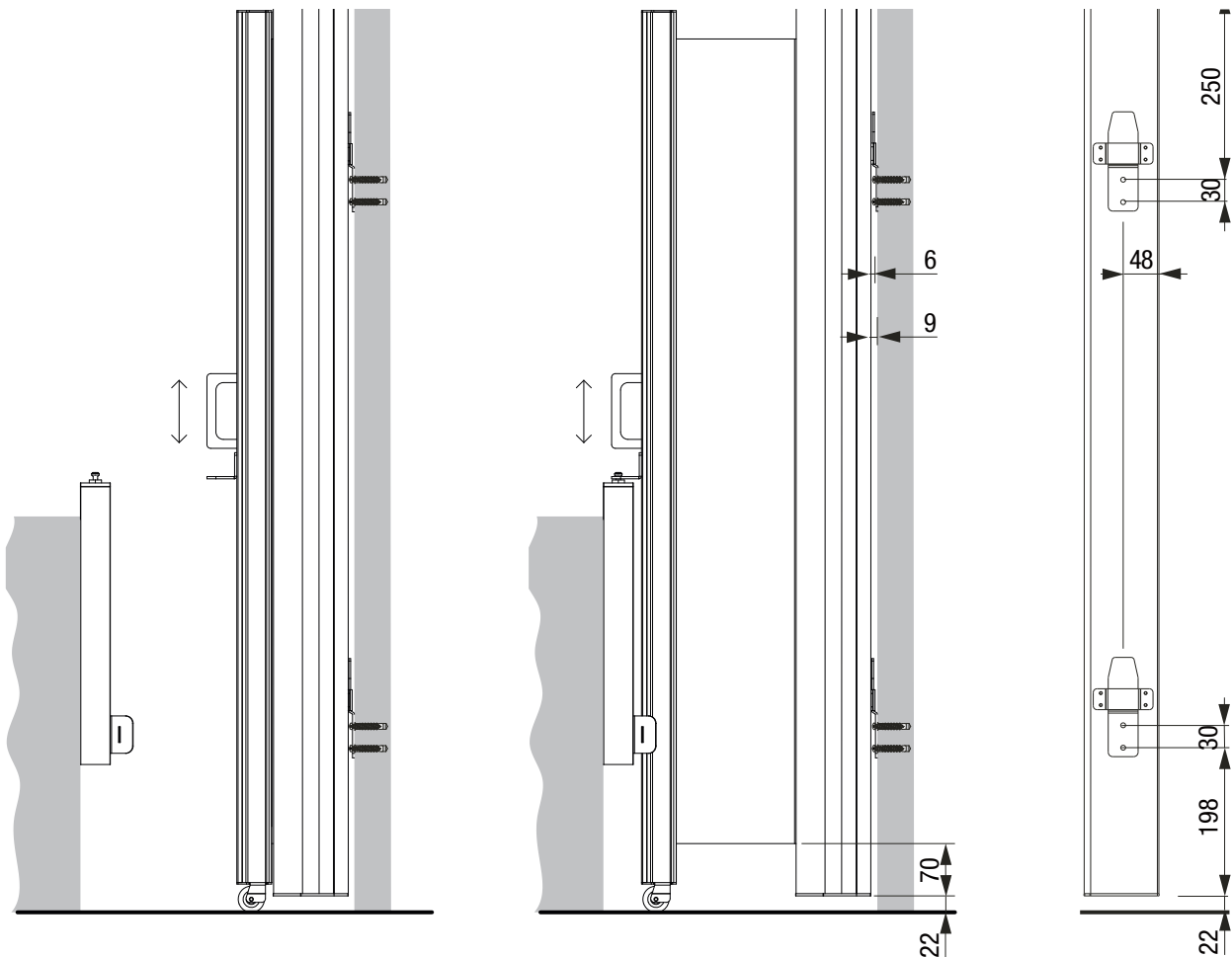
**Mast**, bepulvert in Gestellfarbe (bei silber immer RAL 9006)

**Post**, powder coated in frame colour (in silver always RAL 9006)

## Micro 700 Hinweise / Notes

Der **mögliche Ausfall (Auszug)** ist in Abhängigkeit von der Anlagenhöhe verarbeitungstechnisch begrenzt.

tension (pull-out) depending on the unit height is limited by the manufacturing process.



## Micro 100 / 300 Konsolen – brackets

Typ / Type

Links / Left

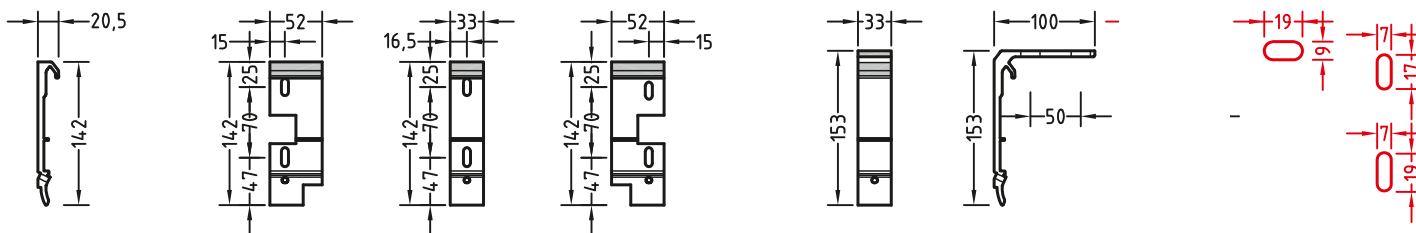
Mitte / Centre

Rechts / Right

Deckenkonsolle / Ceiling bracket

Lochmaße

Hole dimensions




Wandkonsolen und Deckenkonsolle, bepulvert in Gestellfarbe (bei silber immer RAL 9006)  
/ Wall brackets and ceiling bracket, powder coated in frame colour (in silver always RAL 9006)

## Micro 1060 Seilführung Konsolen / Cable guide – brackets

Typ / Type

Wandkonsolle / Wall bracket

Deckenkonsolle / Ceiling bracket



Wandkonsolen und Deckenkonsolle, bepulvert in Gestellfarbe (bei silber immer RAL 9006)  
/ Wall brackets and ceiling bracket, powder coated in frame colour (in silver always RAL 9006)

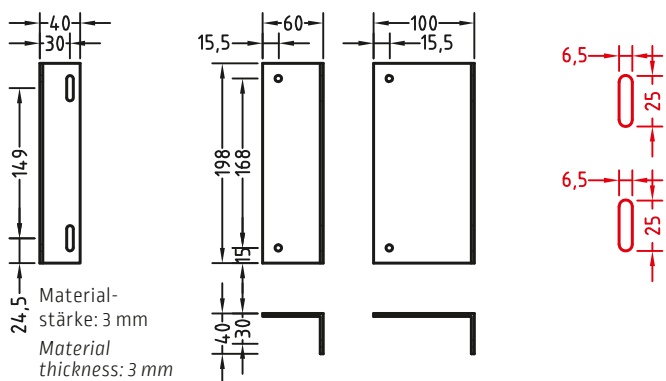
## Micro Nischenwinkel / recess angle bracket

Typ / Type

Lagerseite / Bearing side

Getriebeseite / Gear unit side

Lochmaße / Hole dimensions



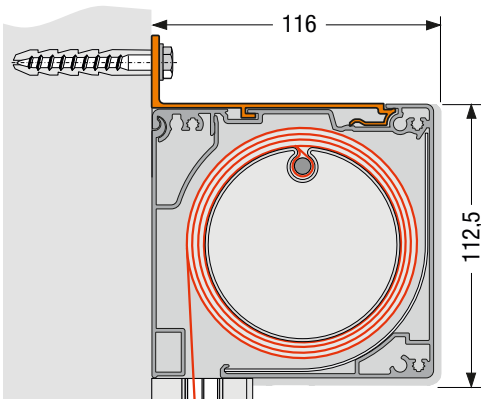
Nischenwinkel für Armhalter, bepulvert in Gestellfarbe (bei silber immer RAL 9006)  
/ Recess angle bracket for arm bracket, powder coated in frame colour (in silver always RAL 9006)

Micro 100 / 300 / 1060 Seilführung / Micro 100 / 300 / 1060 Cable guide

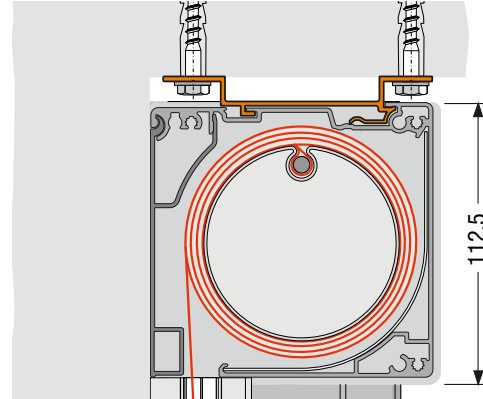
Ausgleichsplättchen, Kunststoff / Shim, plastic  
1 mm / 3 mm

# Befestigung / Installation

## Micro 2020 Aufnahmeprofil Wand / Mounting profile – wall

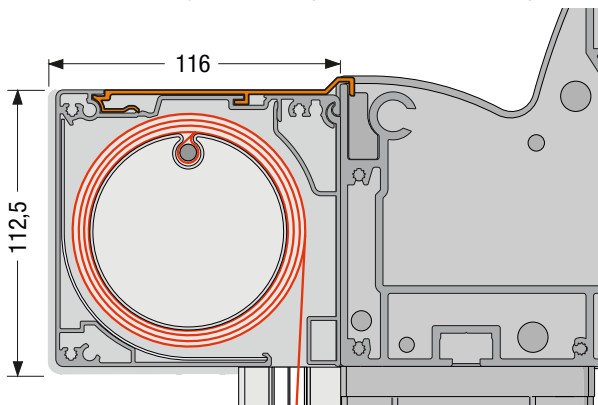


## Aufnahmeprofil Decke Mounting profile – ceiling

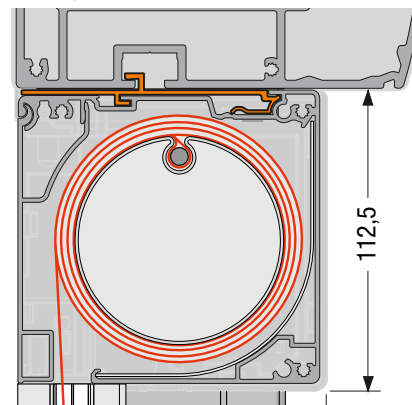


**Aufnahmeprofil Wand / Decke**, immer in Silber natur Eloxal E6 / EV1  
/ Mounting profile – wall / ceiling, always in natural silver, anodized E6 / EV1

## Micro 2020 an Murano hinter Rinne / for mounting on Murano, behind gutter



## unter Rinne under gutter



**Aufnahmeprofil hinter / unter Murano Rinne**, immer in Silber natur Eloxal E6 / EV1  
/ Profile for mounting behind / under Murano gutter, always in natural silver, anodized E6 / EV1

# Konsolenzahl Micro-Markisen / Number of brackets Micro-awnings

Konsolenzahl für alle Wandmaterialien / Number of brackets for all wall materials

| Markisenbreite bis (cm)<br>/ Awning width up to                             | 150   | 200            | 250            | 300            | 350            | 400            | 450            | 500            | 550            | 600            | 650            | 700            |
|---|---|----------------|----------------|----------------|----------------|----------------|----------------|----------------|----------------|----------------|----------------|----------------|
| Konsolentyp / bracket type  | L/M/R<br>L/C/R  | L/M/R<br>L/C/R | L/M/R<br>L/C/R | L/M/R<br>L/C/R | L/M/R<br>L/C/R | L/M/R<br>L/C/R | L/M/R<br>L/C/R | L/M/R<br>L/C/R | L/M/R<br>L/C/R | L/M/R<br>L/C/R | L/M/R<br>L/C/R | L/M/R<br>L/C/R |
| Micro 100   | 1/0/1   | 1/0/1          | 1/1/1          | 1/1/1          | 1/1/1          | 1/2/1          | 1/2/1          | 1/2/1          | 1/3/1          | 1/3/1          | 1/3/1          | 1/3/1          |
| Micro 300   | 1/0/1   | 1/0/1          | 1/1/1          | 1/1/1          | 1/1/1          | –              | –              | –              | –              | –              | –              | –              |
| Micro 860 / 1060 / 4000   | Befestigung ohne Konsolen: Führungsschienen werden mit Schrauben und Dübeln befestigt.<br>/ Installation without brackets: guide rails are attached using screws and plugs. |                |                |                |                |                |                |                |                |                |                |                |
| Micro 1060 Seilführung<br>/ Cable guide                                     | 2   | 2              | 3              | 3              | 3              | 3              | –              | –              | –              | –              | –              | –              |
| Micro 2020 Aufnahmeprofil Decke<br>/ Mounting profile, ceiling              | –   | –              | –              | –              | –              | 3              | 3              | 4              | 4              | 4              | –              | –              |
| Micro 2020 Aufnahmeprofil Wand<br>/ Mounting profile, wall                  | –   | –              | –              | –              | –              | 1              | 1              | 1              | 1              | 1              | –              | –              |
| Micro 2020 an/on Murano hinter oder unter Rinne<br>/ behind or under gutter | 2   | 2              | 2              | 2              | 2              | 3              | 3              | 4              | 4              | 4              | –              | –              |

# Konsolenzahl B25 C20/25 Wand

## Konsolenzahl für Gelenkarmmarkisen an Beton B25 C20/25 Wandmontage

für die Verwendung mit Dübel zul. Zugkraft 7,6 kN gem. Herstellervorschriften in allen oberen Dübellöchern der Konsolen, z.B. Fischer FAZ II 12.

### Number of Brackets B25 C20/25 Wall – for folding arm awnings on concrete B 25 C20/25 wall mounting

for use with anchor bolts, permitted tensile force 7.6 kN as per manufacturer's stipulations in all upper anchor bolt holes on brackets, e.g. Fischer FAZ II 12.

| Markisenbreite bis (cm)<br>/ Awning width up to     |     | 250                        | 300 | 350 | 400 | 450    | 500    | 550    | 600    | 650    | 700    |
|---|-----|----------------------------|-----|-----|-----|--------|--------|--------|--------|--------|--------|
| Modell / Model                                      |     | Konsolentyp / Bracket type |     |     |     |        |        |        |        |        |        |
| Ausfall bis / Drop up to (cm)                       |     | 60                         | 60  | 60  | 60  | 60     | 60     | 60     | 60     | 60     | 60     |
| Economy   | 150 | 2                          | 2   | 2   | 2   | 2      | 3      | 3      | 4      | –      | –      |
|   | 200 | 2                          | 2   | 2   | 2   | 2      | 3      | 3      | 4      | –      | –      |
|   | 250 | –                          | 2   | 2   | 2   | 2      | 3      | 3      | 4      | –      | –      |
|   | 300 | –                          | –   | 2   | 2   | 2      | 3      | 3      | 4      | –      | –      |
| Ausfall bis / Drop up to (cm)                       |     | 90                         | 90  | 90  | 90  | 90     | 90     | 180/90 | 180/90 | 180/90 | 180/90 |
| Family Classic<br>Family Design                     | 150 | 2                          | 2   | 2   | 3   | 3      | 4      | 0/4    | 0/4    | 0/4    | 0/4    |
|   | 200 | 2                          | 2   | 2   | 3   | 3      | 4      | 0/4    | 0/4    | 0/4    | 0/4    |
|   | 250 | 2                          | 2   | 2   | 3   | 3      | 4      | 0/4    | 0/4    | 0/4    | 0/4    |
|   | 300 | 2                          | 2   | 2   | 3   | 3      | 4      | 0/4    | 0/4    | 0/4    | 0/4    |
|   | 350 | 2                          | 2   | 2   | 3   | 3      | 4      | 0/4    | 0/4    | 0/4    | 2/2    |
| 400   | 2   | 2                          | 2   | 3   | 3   | 4      | 2/2    | 2/2    | 2/2    | –      |        |
| Ausfall bis / Drop up to (cm)                       |     | 90                         | 90  | 90  | 90  | 90     | 90     | 180/90 | 180/90 | 180/90 | 180/90 |
| Family Classic<br>+ Vario Volant<br>/ Vario Valance | 150 | 2                          | 2   | 2   | 3   | 3      | 4      | 0/4    | 0/4    | –      | –      |
|   | 200 | 2                          | 2   | 2   | 3   | 3      | 4      | 0/4    | 0/4    | –      | –      |
|   | 250 | –                          | 2   | 2   | 3   | 3      | 4      | 0/4    | 0/4    | –      | –      |
|   | 350 | –                          | –   | –   | 3   | 3      | 4      | 2/2    | 2/2    | –      | –      |
| Ausfall bis / Drop up to (cm)                       |     | 90                         | 90  | 90  | 90  | 180/90 | 180/90 | 180/90 | 180/90 | 180/90 | 180/90 |
| Family Compact                                      | 150 | 2                          | 2   | 2   | 3   | 3      | 4      | 0/4    | 0/4    | 0/4    | –      |
|   | 200 | 2                          | 2   | 2   | 3   | 3      | 4      | 0/4    | 0/4    | 0/4    | –      |
|   | 250 | –                          | 2   | 2   | 3   | 3      | 4      | 0/4    | 0/4    | 0/4    | –      |
|   | 300 | –                          | –   | 2   | 3   | 3      | 4      | 0/4    | 0/4    | 0/4    | –      |
| 350   | –   | –                          | –   | 3   | 3   | 4      | 0/4    | 0/4    | 2/2    | –      |        |
| Ausfall bis / Drop up to (cm)                       |     | 90                         | 90  | 90  | 90  | 180/90 | 180/90 | 180/90 | 180/90 | 180/90 | 180/90 |
| Trentino Mini                                       | 150 | 2                          | 2   | 2   | 2   | 0/2    | –      | –      | –      | –      | –      |
|   | 200 | 2                          | 2   | 2   | 2   | 0/2    | –      | –      | –      | –      | –      |
|   | 250 | –                          | 2   | 2   | 2   | 0/2    | –      | –      | –      | –      | –      |
| Ausfall bis / Drop up to (cm)                       |     | 90                         | 90  | 90  | 90  | 180/90 | 180/90 | 180/90 | 180/90 | 180/90 | 180/90 |
| Trentino  | 150 | 2                          | 2   | 2   | 3   | 0/3    | 0/4    | 0/4    | 0/4    | 0/4    | 0/4    |
|   | 200 | 2                          | 2   | 2   | 3   | 0/3    | 0/4    | 0/4    | 0/4    | 0/4    | 0/4    |
|   | 250 | –                          | 2   | 2   | 3   | 0/3    | 0/4    | 0/4    | 0/4    | 0/4    | 0/4    |
|   | 300 | –                          | –   | 2   | 3   | 0/3    | 0/4    | 0/4    | 0/4    | 0/4    | 0/4    |
|   | 350 | –                          | –   | –   | 3   | 0/3    | 0/4    | 2/2    | 2/2    | 2/2    | 2/2    |
| 400   | –   | –                          | –   | –   | 2/1 | 2/2    | 2/2    | 2/2    | 2/2    | –      |        |
| Ausfall bis / Drop up to (cm)                       |     | 90                         | 90  | 90  | 90  | 180/90 | 180/90 | 180/90 | 180/90 | 180/90 | 180/90 |
| Trentino<br>+ Vario Volant<br>/ Vario Valance       | 150 | 2                          | 2   | 2   | 3   | 0/3    | 0/4    | 0/4    | 0/4    | –      | –      |
|   | 200 | –                          | 2   | 2   | 3   | 0/3    | 0/4    | 0/4    | 0/4    | –      | –      |
|   | 250 | –                          | –   | 2   | 3   | 0/3    | 0/4    | 0/4    | 2/2    | –      | –      |
|   | 300 | –                          | –   | –   | 3   | 2/1    | 2/2    | 2/2    | 2/2    | –      | –      |
| 350   | –   | –                          | –   | –   | 2/1 | 2/2    | –      | –      | –      | –      |        |
| Ausfall bis / Drop up to (cm)                       |     | 70                         | 70  | 70  | 70  | 70     | 70     | 70     | 70     | 70     | 70     |
| Toscana Mini  | 150 | 2                          | 2   | 2   | 2   | 2      | –      | –      | –      | –      | –      |
|   | 200 | 2                          | 2   | 2   | 2   | 2      | –      | –      | –      | –      | –      |
|   | 250 | –                          | 2   | 2   | 2   | 2      | –      | –      | –      | –      | –      |
| Ausfall bis / Drop up to (cm)                       |     | 70                         | 70  | 70  | 70  | 70     | 70     | 70     | 70     | 70     | 70     |
| Toscana   | 150 | 2                          | 2   | 2   | 2   | 2      | 2      | 2      | –      | –      | –      |
|   | 200 | 2                          | 2   | 2   | 2   | 2      | 2      | 2      | –      | –      | –      |
|   | 250 | –                          | 2   | 2   | 2   | 2      | 2      | 2      | –      | –      | –      |
| 300   | –   | –                          | 2   | 2   | 2   | 2      | 2      | –      | –      | –      |        |
| Ausfall bis / Drop up to (cm)                       |     | 90                         | 90  | 90  | 90  | 180/90 | 180/90 | 180/90 | 180/90 | 180/90 | 180/90 |
| Toscana Grande                                      | 150 | 2                          | 2   | 2   | 2   | 0/2    | 0/2    | 0/2    | 0/2    | 0/2    | 0/3    |
|   | 200 | 2                          | 2   | 2   | 2   | 0/2    | 0/2    | 0/2    | 0/2    | 0/2    | 0/3    |
|   | 250 | –                          | 2   | 2   | 2   | 0/2    | 0/2    | 0/2    | 0/2    | 0/2    | 2/1    |
|   | 300 | –                          | –   | 2   | 2   | 0/2    | 0/2    | 0/2    | 0/2    | 2/0    | 2/1    |
|   | 350 | –                          | –   | –   | 2   | 0/2    | 0/2    | 0/2    | 2/0    | 2/0    | 2/1    |
| 400   | –   | –                          | –   | –   | 0/2 | 0/2    | 2/0    | 2/0    | 2/0    | –      |        |
| Ausfall bis / Drop up to (cm)                       |     | 90                         | 90  | 90  | 90  | 180/90 | 180/90 | 180/90 | 180/90 | 180/90 | 180/90 |
| Toscana Grande<br>+ Vario Volant<br>/ Vario Valance | 150 | 2                          | 2   | 2   | 2   | 0/2    | 0/2    | 0/2    | 0/3    | –      | –      |
|   | 200 | –                          | 2   | 2   | 2   | 0/2    | 0/2    | 0/2    | 0/3    | –      | –      |
|   | 250 | –                          | –   | 2   | 2   | 0/2    | 0/2    | 0/2    | 0/3    | –      | –      |
|   | 300 | –                          | –   | –   | 2   | 0/2    | 0/2    | 0/2    | 2/1    | –      | –      |
| 350   | –   | –                          | –   | –   | 2/0 | 2/0    | –      | –      | –      | –      |        |